










## Live Online Learning Top Tips for children, parents and carers

|  |  |  |
|--|--|--|
| <p>You will be invited to join live sessions via your TEAMS login. When you log-in you will be admitted by your teacher.</p>    | <p>Check your background. Make sure nothing personal or offensive is behind you. You can blur your background or add your own choice of backgrounds.</p>    | <p>A parent or carer should be nearby during the session. They can pop by to wave at the start of the session to show the teacher they are around.</p>  |
| <p>You need to be suitably and fully dressed. No PJs!</p>   | <p>Do not film, screenshot, or photograph live sessions. The teacher can do this if needed but not children or parents.</p>   | <p>Make sure you have a good learning environment where there is as little to distract you as possible.</p>   |
| <p>To help with sound quality and so that we can all concentrate please keep yourself on mute unless you have been invited to speak. You can use the “raise your hand” button to show you want to speak or use that chat function.</p>  | <p>Don't panic! Sometimes technology fails or you lose connection. Don't panic if this happens your teacher will understand – it may even happen to your teacher. If you are having problems re-joining send your teacher a message.</p>  | <p>Enjoy seeing everyone. We are missing not having everyone together in our classrooms instead the computer screen is our classroom.</p>             |
| <p style="text-align: center;">We are missing seeing you all in the classroom but remember the video call is just like our classrooms. Remember the behaviours we expect in a classroom.</p>   |  |  |